
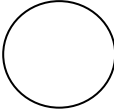







## LEGO® Education SPIKE™ Hub Color-Coded Messages

LEGO® Education SPIKE™ Hub is such a smart brick, it will tell users how it's doing and what it needs!

	<p>The center button is green. The Hub is turned on and running a Hub OS version that is compatible with SPIKE, and the battery is charged to at least 20%.</p>
	<p>The center button is white. The Hub is turned on but is running a Hub OS version that is not compatible with SPIKE. Update Hub OS using the SPIKE App.</p>
	<p>The center button is flashing orange. The Hub's battery is running low (under 20%). Connect the Hub to your device via the USB cable to begin charging the battery.</p>
	<p>The center button is flashing red. There's an extended load on the Hub. Turn off the Hub and let it cool down for 15 minutes.</p>
	<p>The center button is flashing purple. Firmware update is in progress.</p>
	<p>The Connection Button is flashing blue. The Hub is waiting to be connected to your device using BLE (Bluetooth Low Energy).</p>
	<p>The Connection Button is blue. The Hub is connected to your device using BLE (Bluetooth Low Energy).</p>